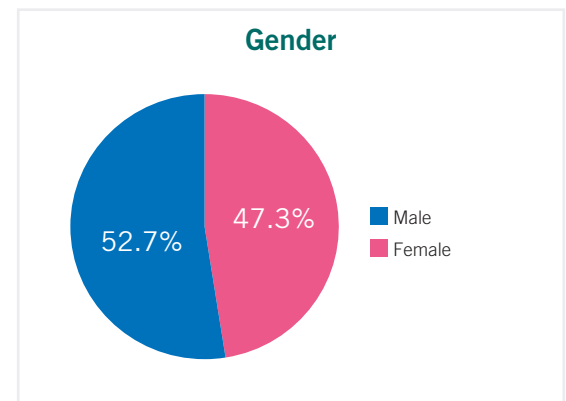
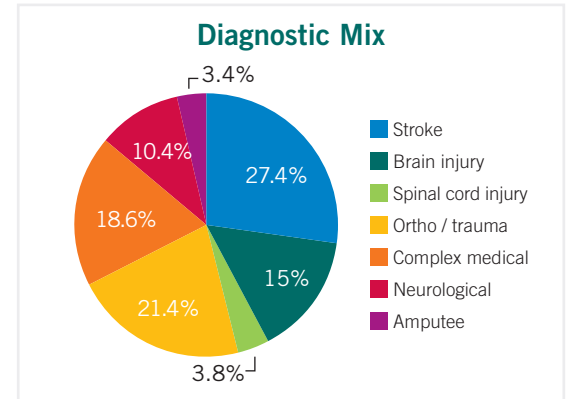


# Patient Outcomes

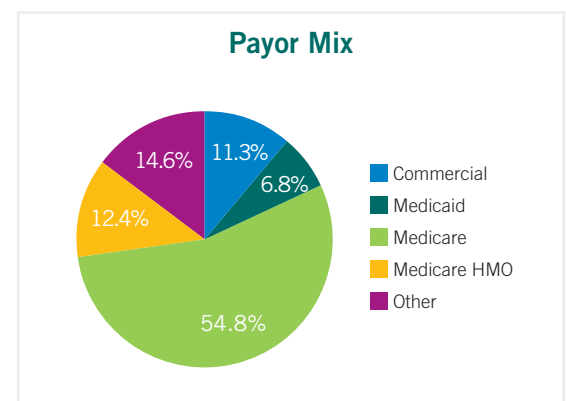
Saddle Brook | January – December 2020

	No. of patients	Average age	Average length of stay	Patient satisfaction
Stroke	449	70.4 years	17.7 days	93.6%
Brain injury	246	63.7 years	16.8 days	91.1%
Spinal cord injury	63	64.2 years	17.8 days	93.8%
Orthopedic / trauma	351	73.2 years	13.2 days	91.7%
Complex medical	305	73.0 years	13.4 days	92.9%
Neurological	170	64.9 years	16.8 days	94.4%
Amputee	54	63.3 years	13.3 days	97.2%
<b>Total/average</b>	<b>1,638</b>	<b>69.8 years</b>	<b>15.6 days</b>	<b>92.7%</b>



### Discharge Destination

	Home	Skilled nursing	Acute hospital	Other
Stroke	68.8%	15.8%	15.1%	0.3%
Brain injury	73.6%	10.2%	16.2%	0%
Spinal cord injury	66.7%	17.5%	15.8%	0%
Orthopedic / trauma	77.8%	14.3%	7.4%	0.5%
Complex medical	72.5%	12.1%	14.8%	0.6%
Neurological	76.5%	10.6%	12.9%	0%
Amputee	74.1%	14.8%	9.3%	1.8%
<b>Total/average</b>	<b>73.1%</b>	<b>13.4%</b>	<b>13.1%</b>	<b>0.4%</b>



Every effort is made to provide an average of three hours of therapy per day, five days per week.