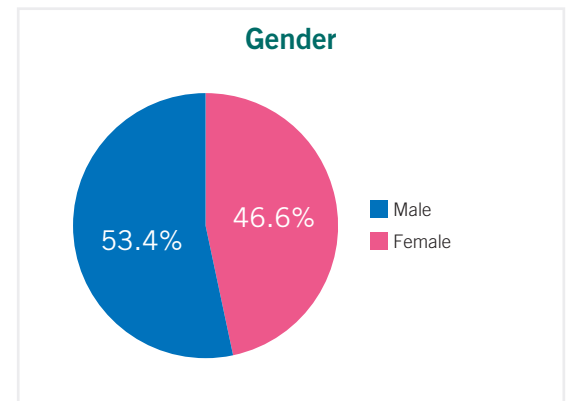
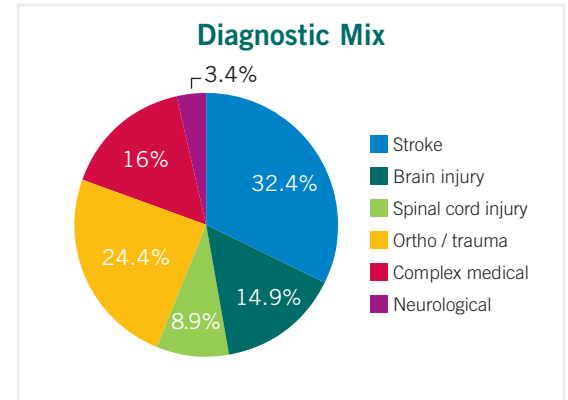


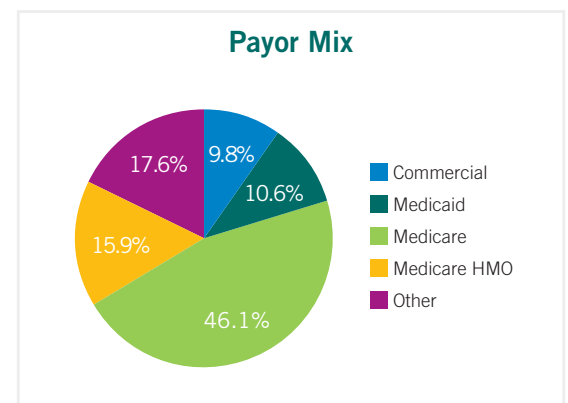
Patient Outcomes

Marlton | January – December 2020

	No. of patients	Average age	Average length of stay	Patient satisfaction
Stroke	390	69.9 years	16.3 days	82.8%
Brain injury	179	62.7 years	14.4 days	91.7%
Spinal cord injury	107	58.5 years	17.9 days	92.2%
Orthopedic / trauma	294	68.0 years	12.4 days	87.1%
Complex medical	193	71.1 years	12.3 days	88.0%
Neurological	41	58.1 years	11.5 days	91.1%
Total/average	1,204	67.1 years	14.4 days	87.1%



	Discharge Destination			
	Home	Skilled nursing	Acute hospital	Other
Stroke	69.7%	16.4%	13.9%	0%
Brain injury	76.0%	12.9%	11.1%	0%
Spinal cord injury	76.6%	14.0%	9.4%	0%
Orthopedic / trauma	81.3%	8.5%	10.2%	0%
Complex medical	73.6%	6.7%	19.2%	0.5%
Neurological	92.7%	2.4%	2.4%	2.5%
Total/average	75.5%	11.7%	12.6%	0.2%



Every effort is made to provide an average of three hours of therapy per day, five days per week.